

# Safety lights

**Product description:** Safety Lights warn about approaching trolley and/or crane by reflecting the position of hook/trolley/bridge on the ground with obvious blue and red LED lights.

Safety light indicates a clear warning signal for operators and other personnel to not walk underneath the crane.

## Compatibility with different equipment types

- Compatible for all types and makes of lifting equipment, but mechanical fixing may vary

## Other specifications / restrictions

- Spot/line lights up to 6 meters height of lift (HoL)
  - One spot to illustrate the position of the hook
  - Four spots to illustrate the corners of the trolley
  - Line lights (two or four units) to illustrate the position of the bridge/trolley
  - Spot/Line lights available with red and blue color
- More advanced, high illumination projector lights up to
  - 10 meters
  - 15 meters
  - Circle, Square or special lens
- Light draws a circle, with maximum diameter of 5 meters from 15 meters height. The lower the HoL, the smaller the diameter
- Light draws a square, with maximum diameter of 4 by 4 meters from 15 meters height. The lower the HoL, the smaller the diameter
- Light draws a warning sign, with maximum diameter of 1,5 meters from 15 meters height. The lower the HoL, then smaller the diameter

## Package content

- Light unit/unit(s) (spot(s), line(s) or projector), power supply, cables, mounting parts and documentation

## Customer Benefits


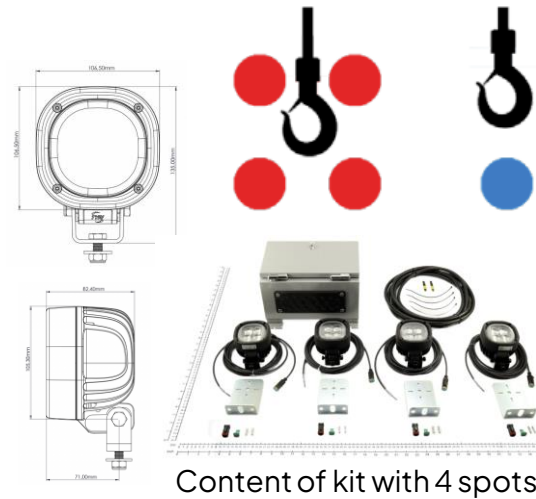
- Increases safety by clearly indicating the hook, trolley or bridge location in the facility
- Can help to fulfil the local legislations and/or safety standards
- Strong & durable LED lights with low energy consumption



# Safety lights – spot light

- Spot lights to indicate/visualize
  - Hook position (one light kit)
  - Trolley position (four light kit)
- Available in red & blue color
- Weight: 800g
- Dimensions of electrical cubicle for power supply: L 300 x W 200 x H 170 mm
- Installation requires sufficient space and access to a two-phase supply power supply to ensure optimal performance.

FEATURES	SPECIFICATIONS		
Mounting height	4 m	5 m	6 m
Spot diameter	0,4 m	0,5 m	0,6 m



# Safety lights – line light

- Line lights to indicate/visualize
  - Bridge position
  - Trolley frame
  - Kits with 2 or 4 line lights
- Available in red & blue color
- Weight: 435g
- Dimensions of electrical cubicle for power supply: L 300 x W 200 x H 170 mm
- Installation requires sufficient space and access to a two-phase supply power supply to ensure optimal performance.



## Blue light

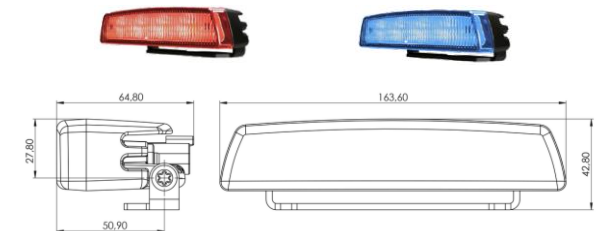
FEATURES	SPECIFICATIONS		
Mounting height	4 m	5 m	6 m
Line dimension	4,5m x 0,4 m	6,0 m x 0,5 m	7,5 m x 0,6 m

## Red light

FEATURES	SPECIFICATIONS	
Mounting height	4 m	5 m
Line dimension	4,5m x 0,4 m	6,0 m x 0,5 m




Content of kit with 4 line lights



# Safety lights – projector light

- Powerful projector light for higher & more advanced needs:
  - Up to 10 meters, 200W, 7,2kg
  - Up to 15 meters, 300W, 11kg
- Available only in red colour
- Circle or square illumination
- Package with lens (indicating “do not walk underneath the load”) available
- Installation requires sufficient space and access to a two-phase supply power supply to ensure optimal performance
- LED driver and transformer (400/230) come as a separate components.




Illumination size for 10 m model

FEATURES	SPECIFICATIONS				
Mounting height	6 m	7 m	8 m	9 m	10 m
Circle diameter	3 m	3,5 m	4 m	4,5 m	5 m

Illumination size for 15 m model

FEATURES	SPECIFICATIONS				
Mounting height	11 m	12 m	13 m	14 m	15 m
Circle diameter	3 m	3,5 m	4 m	4,5 m	5 m



Kit content